



*WEEKLY SALES SUMMARY*

Unaudited

**Week Ending: 2/04/2023**

**Texas Lottery Commission**  
**Fiscal Year to Date Sales Comparison**  
**Unaudited**

Through the Week Ending: 2/04/2023 (23 weeks)

Sales by Game	FY 2021*	FY 2022**	FY 2023	\$ Change		% Change	
				FY 2023 to FY 2021	FY 2023 to FY 2022 to	FY 2023 to FY 2021	FY 2023 to FY 2022 to
Scratch Tickets	\$ 2,682,550,403	\$ 2,856,521,993	\$ 2,852,719,105	\$ 170,168,702	\$ -3,802,888	6.3%	-0.1%
Lotto Texas	66,077,770	55,730,487	62,998,101	-3,079,669	7,267,614	-4.7%	13.0%
Lotto Extra	19,016,338	17,517,053	20,831,216	1,814,878	3,314,163	9.5%	18.9%
Pick 3	119,905,924	117,576,059	112,500,846	-7,405,078	-5,075,213	-6.2%	-4.3%
Pick 3 Fireball	10,156,876	10,947,658	11,210,452	1,053,576	262,794	10.4%	2.4%
Cash Five	22,337,284	21,572,689	21,618,363	-718,921	45,674	-3.2%	0.2%
Texas Two Step	27,052,094	25,884,186	26,980,441	-71,653	1,096,255	-0.3%	4.2%
Mega Millions	190,016,916	102,859,847	205,162,438	15,145,522	102,302,591	8.0%	99.5%
Megaplier	30,903,951	18,540,961	37,278,171	6,374,220	18,737,210	20.6%	101.1%
MM Just the Jackpot	760,023	397,974	696,114	-63,909	298,140	-8.4%	74.9%
Daily 4	51,615,162	51,336,022	52,432,064	816,902	1,096,043	1.6%	2.1%
Daily 4 Fireball	8,068,191	9,542,411	10,110,778	2,042,588	568,367	25.3%	6.0%
Powerball	152,092,982	184,951,739	296,183,946	144,090,964	111,232,207	94.7%	60.1%
Power Play	25,405,132	32,440,900	53,724,997	28,319,865	21,284,097	111.5%	65.6%
All or Nothing	18,389,076	18,760,456	21,772,613	3,383,537	3,012,157	18.4%	16.1%
<b>Total</b>	<b>\$ 3,424,348,121</b>	<b>\$ 3,524,580,434</b>	<b>\$ 3,786,219,645</b>	<b>\$ 361,871,524</b>	<b>\$ 261,639,211</b>	<b>10.6%</b>	<b>7.4%</b>

\* 2 extra days

\*\*1 extra day

**Texas Lottery Commission**  
**Fiscal Year Over Year Change in Sales**  
**Unaudited**  
**FY 2023 Compared to FY 2022**

		SCRATCH TICKETS				DRAW GAMES				TOTAL SALES			
FY 2023		FY 2023	FY 2022	Difference	% change - Cumulative Sales	FY 2023	FY 2022	Difference	% change - Cumulative Sales	FY 2023	FY 2022	Difference	% change - Cumulative Sales
Week	Week Ending												
1	9/3/2022*	\$59,864,056	\$73,465,895	(\$13,601,839)	-18.5%	\$12,762,710	\$19,754,024	(\$6,991,314)	-35.4%	\$72,626,766	\$93,219,919	(\$20,593,153)	-22.1%
2	9/10/2022	\$120,501,630	\$117,404,128	\$3,097,502	2.6%	\$24,647,158	\$30,567,724	(\$5,920,566)	-19.4%	\$145,148,788	\$147,971,852	(\$2,823,064)	-1.9%
3	9/17/2022	\$121,755,487	\$121,522,543	\$232,944	0.2%	\$25,823,942	\$34,044,343	(\$8,220,401)	-24.1%	\$147,579,429	\$155,566,886	(\$7,987,457)	-5.1%
4	9/24/2022	\$120,099,401	\$121,751,048	(\$1,651,647)	-1.4%	\$26,359,797	\$33,618,247	(\$7,258,450)	-21.6%	\$146,459,198	\$155,369,295	(\$8,910,097)	-5.7%
5	10/1/2022	\$125,323,123	\$127,128,919	(\$1,805,796)	-1.4%	\$27,923,098	\$41,420,853	(\$13,497,755)	-32.6%	\$153,246,221	\$168,549,772	(\$15,303,551)	-9.1%
6	10/8/2022	\$127,162,182	\$121,962,687	\$5,199,495	4.3%	\$29,192,379	\$31,994,174	(\$2,801,795)	-8.8%	\$156,354,561	\$153,956,861	\$2,397,700	1.6%
7	10/15/2022	\$124,858,888	\$121,035,307	\$3,823,581	3.2%	\$32,714,985	\$23,150,459	\$9,564,526	41.3%	\$157,573,873	\$144,185,766	\$13,388,107	9.3%
8	10/22/2022	\$124,123,288	\$121,223,866	\$2,899,422	2.4%	\$30,228,913	\$23,980,968	\$6,247,945	26.1%	\$154,352,201	\$145,204,834	\$9,147,367	6.3%
9	10/29/2022	\$124,664,414	\$121,466,419	\$3,197,995	2.6%	\$51,451,925	\$22,663,805	\$28,788,120	127.0%	\$176,116,339	\$144,130,224	\$31,986,115	22.2%
10	11/5/2022	\$130,564,295	\$123,385,510	\$7,178,785	5.8%	\$130,071,730	\$23,377,828	\$106,693,902	456.4%	\$260,636,025	\$146,763,338	\$113,872,687	77.6%
11	11/12/2022	\$125,975,136	\$124,592,327	\$1,382,809	1.1%	\$79,522,011	\$23,964,090	\$55,557,921	231.8%	\$205,497,147	\$148,556,417	\$56,940,730	38.3%
12	11/19/2022	\$126,256,926	\$129,630,920	(\$3,373,994)	-2.6%	\$26,419,204	\$24,189,686	\$2,229,519	9.2%	\$152,676,130	\$153,820,606	(\$1,144,476)	-0.7%
13	11/26/2022	\$118,113,088	\$121,428,296	(\$3,315,208)	-2.7%	\$25,156,447	\$24,228,401	\$928,047	3.8%	\$143,269,535	\$145,656,697	(\$2,387,162)	-1.6%
14	12/3/2022	\$123,893,014	\$128,910,581	(\$5,017,567)	-3.9%	\$27,636,806	\$26,157,280	\$1,479,526	5.7%	\$151,529,820	\$155,067,861	(\$3,538,041)	-2.3%
15	12/10/2022	\$122,961,661	\$127,275,950	(\$4,314,289)	-3.4%	\$27,612,493	\$27,055,024	\$557,470	2.1%	\$150,574,154	\$154,330,974	(\$3,756,820)	-2.4%
16	12/17/2022	\$125,411,864	\$130,658,440	(\$5,246,576)	-4.0%	\$28,618,652	\$28,123,755	\$494,897	1.8%	\$154,030,516	\$158,782,195	(\$4,751,679)	-3.0%
17	12/24/2022	\$128,542,216	\$134,332,326	(\$5,790,110)	-4.3%	\$31,843,485	\$30,887,402	\$956,083	3.1%	\$160,385,701	\$165,219,728	(\$4,834,027)	-2.9%
18	12/31/2022	\$140,490,134	\$143,781,256	(\$3,291,122)	-2.3%	\$45,788,139	\$46,057,933	(\$269,794)	-0.6%	\$186,278,273	\$189,839,189	(\$3,560,916)	-1.9%
19	1/7/2023	\$136,749,859	\$134,458,569	\$2,291,290	1.7%	\$60,156,630	\$47,708,392	\$12,448,238	26.1%	\$196,906,489	\$182,166,961	\$14,739,528	8.1%
20	1/14/2023	\$135,623,611	\$130,854,390	\$4,769,221	3.6%	\$89,577,192	\$26,705,000	\$62,872,192	235.4%	\$225,200,803	\$157,559,390	\$67,641,413	42.9%
21	1/21/2023	\$132,683,417	\$126,399,631	\$6,283,786	5.0%	\$31,496,601	\$27,056,221	\$4,440,380	16.4%	\$164,180,018	\$153,455,852	\$10,724,166	7.0%
22	1/28/2023	\$131,666,658	\$127,324,026	\$4,342,632	3.4%	\$33,010,505	\$27,834,789	\$5,175,716	18.6%	\$164,677,163	\$155,158,815	\$9,518,348	6.1%
23	2/4/2023	\$125,434,757	\$126,528,959	(\$1,094,202)	-0.9%	\$35,485,741	\$23,518,047	\$11,967,694	50.9%	\$160,920,498	\$150,047,006	\$10,873,492	7.2%
24	2/11/2023		\$132,565,722				\$24,590,558				\$157,156,280		
25	2/18/2023		\$132,003,180				\$23,559,425				\$155,562,605		
26	2/25/2023		\$130,903,763				\$24,316,703				\$155,220,466		
27	3/4/2023		\$144,124,385				\$25,610,526				\$169,734,911		
28	3/11/2023		\$139,056,015				\$23,673,582				\$162,729,597		
29	3/18/2023		\$136,794,720				\$23,344,648				\$160,139,368		
30	3/25/2023		\$134,238,655				\$23,969,257				\$158,207,912		
31	4/1/2023		\$138,671,383				\$24,997,410				\$163,668,793		
32	4/8/2023		\$131,487,411				\$25,445,741				\$156,933,152		
33	4/15/2023		\$132,169,684				\$26,316,966				\$158,486,650		
34	4/22/2023		\$128,765,378				\$29,303,625				\$158,069,003		
35	4/29/2023		\$131,124,620				\$32,269,084				\$163,393,704		
36	5/6/2023		\$132,440,406				\$23,807,640				\$156,248,046		
37	5/13/2023		\$126,717,376				\$23,986,338				\$150,703,714		
38	5/20/2023		\$138,370,954				\$24,758,230				\$163,129,184		
39	5/27/2023		\$137,931,040				\$24,771,857				\$162,702,897		
40	6/3/2023		\$134,270,237				\$25,322,690				\$159,592,927		
41	6/10/2023		\$130,068,755				\$26,377,217				\$156,445,972		
42	6/17/2023		\$127,666,392				\$27,328,191				\$154,994,583		

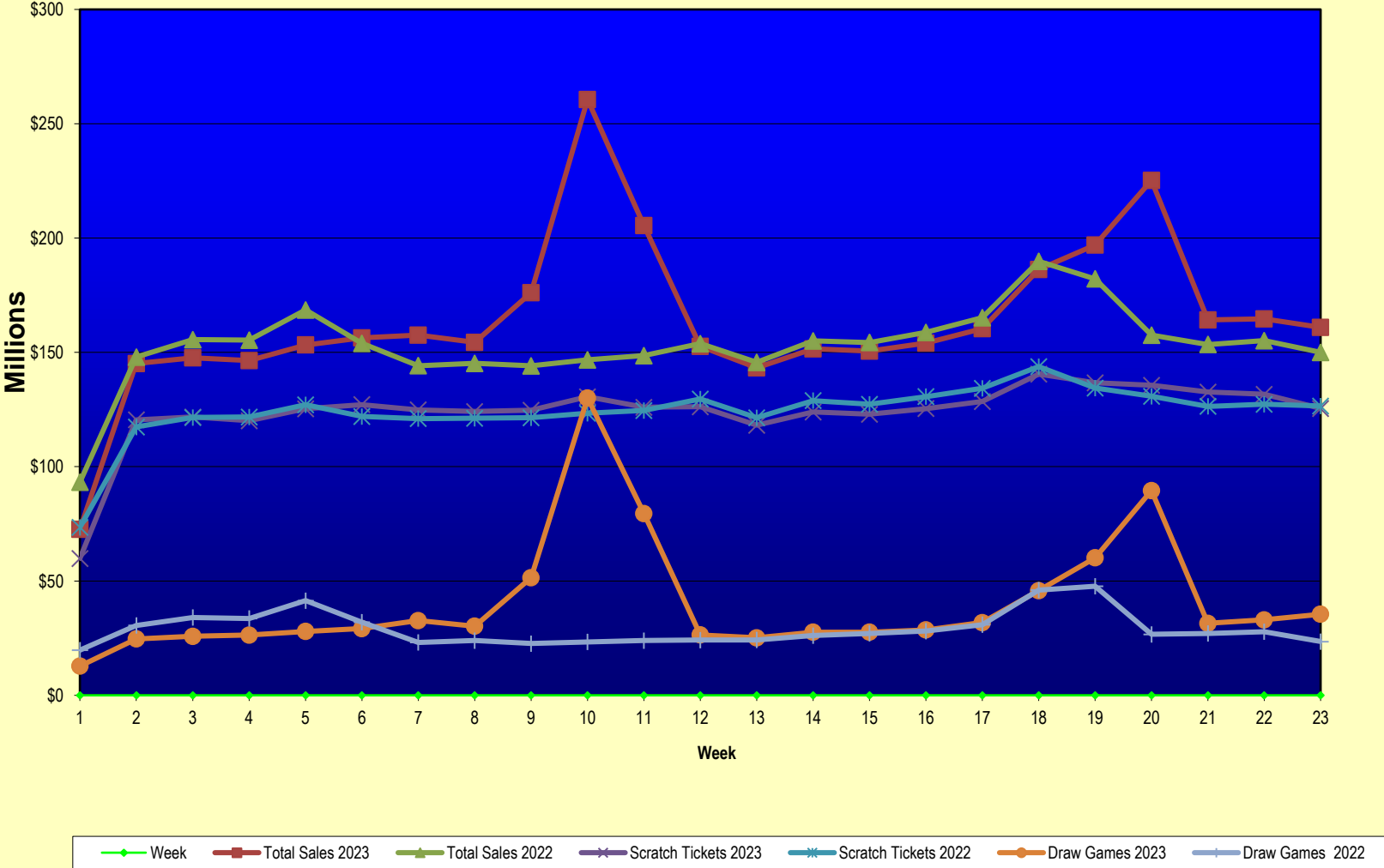
Texas Lottery Commission  
**Fiscal Year Over Year Change in Sales**  
 Unaudited  
 FY 2023 Compared to FY 2022

			SCRATCH TICKETS				DRAW GAMES				TOTAL SALES			
FY 2023			FY 2023	FY 2022	Difference	% change - Cumulative Sales	FY 2023	FY 2022	Difference	% change - Cumulative Sales	FY 2023	FY 2022	Difference	% change - Cumulative Sales
Week	Week	Ending												
43	6/24/2023			\$125,712,115				\$29,158,630				\$154,870,745		
44	7/1/2023			\$129,846,487				\$29,131,632				\$158,978,119		
45	7/8/2023			\$122,397,597				\$27,312,076				\$149,709,673		
46	7/15/2023			\$123,108,736				\$31,993,516				\$155,102,252		
47	7/22/2023			\$125,198,823				\$51,611,547				\$176,810,370		
48	7/29/2023			\$130,696,142				\$133,603,658				\$264,299,800		
49	8/5/2023			\$129,834,021				\$28,039,361				\$157,873,382		
50	8/12/2023			\$125,714,094				\$24,490,464				\$150,204,558		
51	8/19/2023			\$126,311,160				\$24,109,824				\$150,420,984		
52	8/26/2023			\$124,953,004				\$24,960,195				\$149,913,199		
	8/31/2023**			\$127,499,293				\$26,136,275				\$153,635,568		
Total thru Current Week			\$2,852,719,105	\$2,856,521,993	(\$3,802,888)	-0.1%	\$933,500,540	\$668,058,441	\$265,442,099	39.7%	\$3,786,219,645	\$3,524,580,434	\$261,639,211	7.4%
Fiscal Year Total			\$2,852,719,105	\$6,787,163,541			\$933,500,540	\$1,582,355,301			\$3,786,219,645	\$8,369,518,842		

\* FY 23 includes 3 days; FY 22 includes 4 days

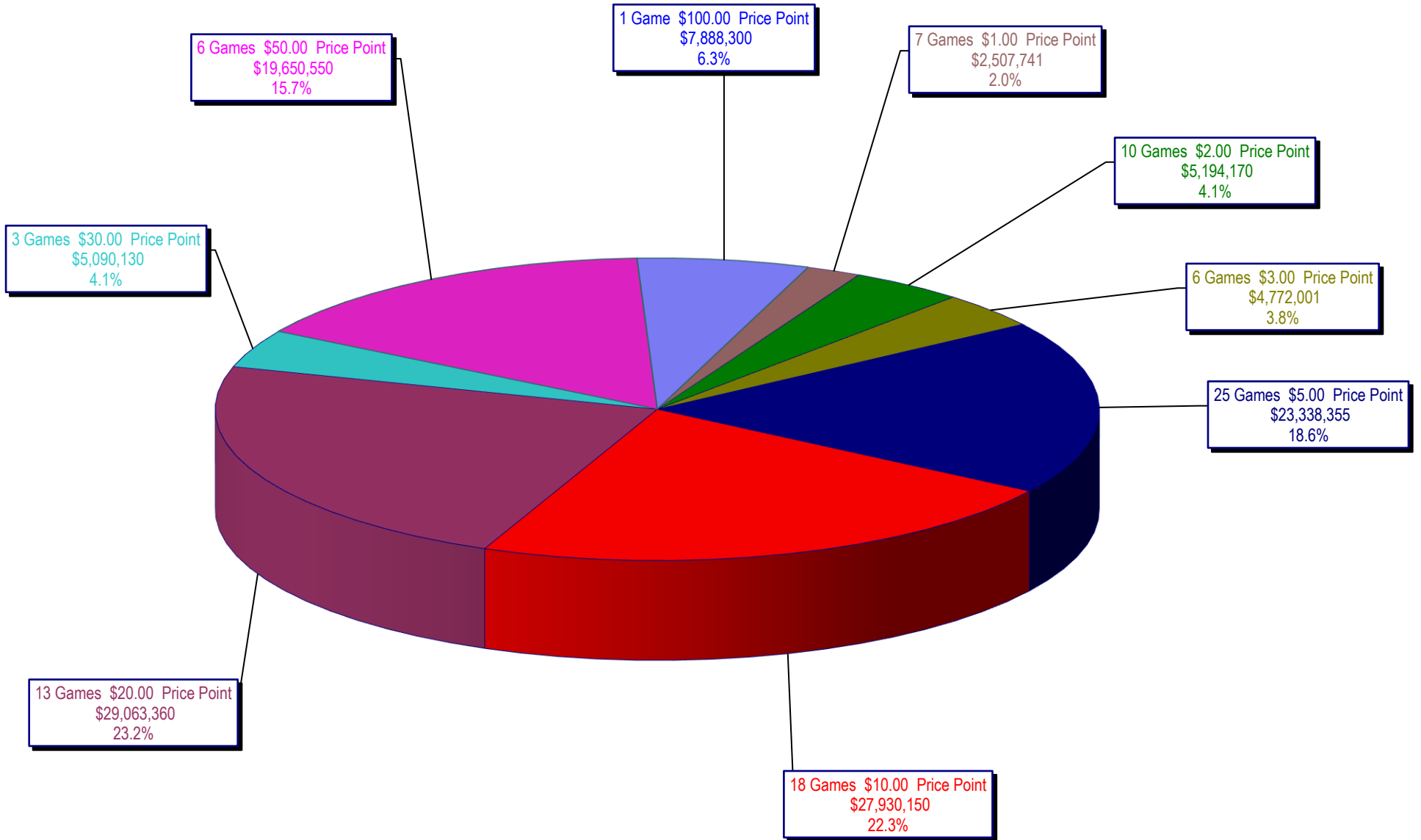
\*\* FY 23 includes 5 days; FY 22 includes 4 days

### Texas Lottery Commission Fiscal Year Over Year Change in Sales

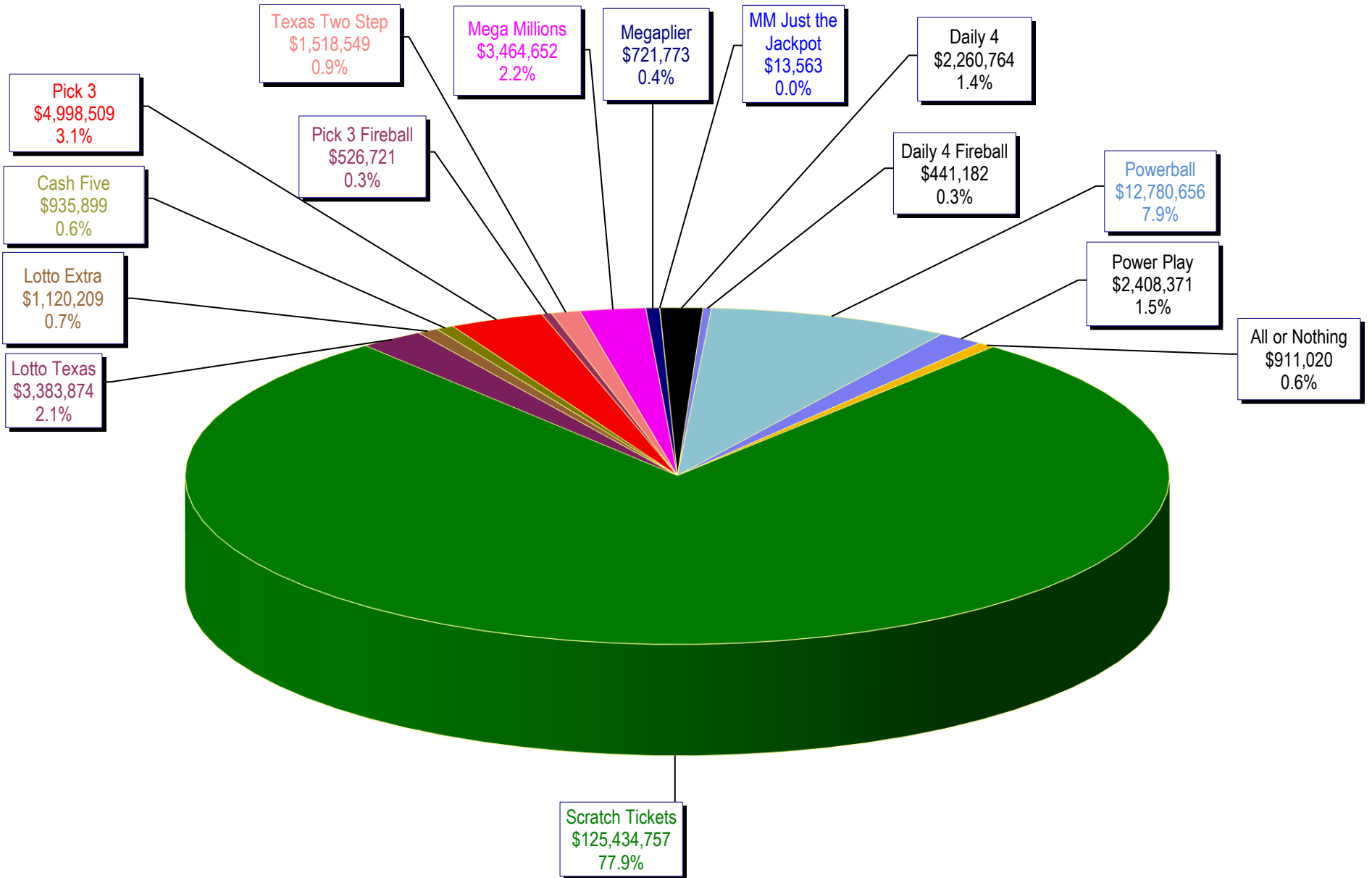


Note: Report is prepared on a Fiscal Year basis.

Texas Lottery Commission  
Scratch Ticket Sales  
For the Week Ending 2/04/2023  
(Unaudited)



**Texas Lottery Commission**  
**All Game Sales**  
**For the Week Ending 2/04/2023**  
**(Unaudited)**





Texas Lottery Commission - Weekly Sales Summary for FY 2022 (Unaudited)

Week Ended	Scratch Tickets	New Games & Dates	Lotto Texas	M	Jackpot W	S	Lotto Extra	Pick 3	Pick 3 Fireball	Cash Five	Texas Two Step	Jackpot M	TH	Mega Millions	Jackpot T	F	Megaplier	MM Just the Jackpot	Daily 4	Daily 4 Fireball	Powerball	M	Jackpot W	S	Power Play	All or Nothing	Total	Per Cap.
9/3/2022*	127,499,293	0	2,558,866	14	14.5	15.25	823,692	5,215,592	535,105	980,278	1,955,836	750	1,000	4,301,897	153	169	827,993	17,058	2,408,081	466,718	4,267,054	124	134	148	850,478	927,628	153,635,568	5.20
9/10/2022	120,501,630	2439 (\$1.N); 2440 (\$5.N); 2441 (\$10.N); 2442 (\$20.N) - 9/06/2022	2,547,499	16	16.5	17.25	817,596	5,010,278	503,186	929,324	903,719	200	200	4,360,980	191	210	823,405	17,496	2,254,310	434,697	4,303,954	159	170	186	841,929	898,786	145,148,788	4.92
9/17/2022	121,755,487	0	2,607,732	17.5	18.25	19	838,817	4,956,110	485,958	929,573	1,137,369	225	350	4,745,642	231	256	889,037	18,438	2,256,114	433,864	4,720,510	193	206	225	913,409	891,370	147,579,429	5.00
9/24/2022	120,099,401	2443 (\$2.N); 2434 (\$20.N) - 9/19/2022	2,059,231	5	5.25	5.5	692,529	4,825,210	469,810	923,140	1,696,556	525	725	5,161,506	277	301	960,299	20,160	2,197,930	425,403	5,067,650	238	251	270	976,168	884,206	146,459,198	4.96
10/1/2022	125,323,123	0	2,144,731	5.75	6	6.25	716,958	5,012,988	489,899	947,266	1,397,888	1,025	200	5,730,580	325	355	1,045,721	22,548	2,285,363	431,835	5,674,482	285	300	322	1,078,677	944,163	153,246,221	5.19
10/8/2022	127,162,182	2444 (\$5.N); 2422 (\$10.N) - 10/03/2022	2,199,468	6.5	6.75	7	733,492	4,992,034	478,304	966,733	1,160,029	225	350	6,434,630	380	410	1,155,663	25,683	2,278,134	428,641	6,234,116	336	353	378	1,171,879	933,574	156,354,561	5.30
10/15/2022	124,858,888	0	2,279,545	7.25	7.5	7.75	755,585	4,945,639	471,474	939,288	1,496,669	525	725	7,678,592	445	494	1,361,924	27,684	2,228,079	429,530	7,757,992	401	420	454	1,428,227	914,758	157,573,873	5.34
10/22/2022	124,123,288	2446 (\$2.N); 2431 (\$3.N); 2447 (\$5.N) - 10/17/2022	2,273,268	8	8.25	8.5	755,071	4,787,884	458,235	928,657	933,002	200	225	3,269,518	20	30	658,301	12,975	2,217,685	422,965	10,646,186	480	508	580	1,945,021	920,146	154,352,201	5.23
10/29/2022	124,664,414	0	2,559,733	8.75	9	9.5	873,388	4,793,301	473,837	947,392	1,285,567	350	500	4,332,761	45	64	856,434	17,364	2,237,757	434,676	26,982,026	625	700	825	4,717,208	940,482	176,116,339	5.96
11/5/2022	130,564,295	0	3,315,379	10	10.5	11.5	1,155,107	5,042,982	511,750	1,021,639	1,045,738	200	225	6,935,070	87	119	1,364,283	31,791	2,346,529	455,411	90,241,434	1	1.2	1.6	15,390,704	1,213,914	260,636,025	8.83
11/12/2022	125,975,136	2449 (\$1.N); 2450 (\$3.N); 2451 (\$5.N); 2452 (\$10.N) - 11/07/2022	2,969,620	12.25	13.25	14	1,016,241	5,006,242	499,786	996,455	1,379,888	375	550	6,517,092	154	189	1,287,464	30,696	2,333,947	455,922	47,738,450	1.9	20	47	8,175,233	1,114,976	205,497,147	6.96
11/19/2022	126,256,926	0	2,562,688	14.25	14.75	15.25	854,809	4,997,930	495,875	964,290	962,333	200	225	5,219,146	207	238	1,015,758	19,791	2,309,806	453,634	4,570,185	59.0	76	93	958,592	1,034,368	152,676,130	5.17
11/26/2022	118,113,088	0	2,534,552	15.75	16.25	16.75	848,363	4,775,427	470,220	922,474	910,163	350	200	5,250,528	259	284	1,005,466	19,716	2,262,552	427,795	3,945,006	20.0	30	48	828,829	955,358	143,269,535	4.85
12/3/2022	123,893,014	0	2,639,848	17.25	17.75	18.75	871,811	5,213,154	537,040	974,965	1,100,691	225	325	6,093,040	305	333	1,157,525	23,160	2,504,872	500,751	4,157,222	56.0	65	81	873,618	989,110	151,529,820	5.13
12/10/2022	122,961,661	2454 (\$5.N); 2432 (\$5.N); 2410 (\$10.N) - 12/05/2022	2,642,393	19	19.25	19.75	860,521	5,091,623	512,997	948,890	1,035,397	475	200	6,196,958	354	379	1,154,594	23,238	2,447,283	473,330	4,356,517	89.0	100	116	901,645	967,107	150,574,154	5.10
12/17/2022	125,411,864	0	2,789,230	20.25	20.75	21.5	900,557	4,917,000	480,706	950,436	885,980	225	200	6,979,386	400	429	1,252,972	24,684	2,476,752	466,443	4,606,668	124.0	134	149	942,886	944,952	154,030,516	5.22
12/24/2022	128,542,216	2453 (\$2.N); 2456 (\$5.N); 2460 (\$20.N) - 12/19/2022	2,904,520	22	22.75	24	945,911	4,937,573	479,773	957,992	1,070,720	225	350	8,821,446	465	510	1,552,635	28,935	2,424,676	466,615	5,270,291	158	170	186	1,052,568	929,831	160,385,701	5.43
12/31/2022	140,490,134	0	3,212,825	24.5	25.25	26.5	1,051,604	5,223,946	518,639	1,001,773	1,433,001	500	700	17,839,244	565	685	3,131,695	51,069	2,477,046	482,407	7,023,236	201	215	246	1,377,459	964,196	186,278,273	6.31
1/7/2023	136,749,859	2461 (\$1.N); 2462 (\$3.N); 2463 (\$5.N); 2464 (\$10.N); 2465 (\$20.N) - 1/02/2023	3,375,157	27.25	28	28.75	1,114,326	5,057,054	499,557	995,815	962,460	200	225	29,337,492	785	940	5,079,828	85,242	2,389,754	451,324	8,199,740	265	291	325	1,600,349	1,008,534	196,906,489	6.67
1/14/2023	135,623,611	0	3,746,560	29.25	29.75	30.75	1,242,203	5,130,357	530,720	1,022,148	1,442,397	350	525	51,149,154	1.1	1.35	8,857,974	145,428	2,384,814	459,804	10,416,083	340	360	404	2,022,189	1,027,362	225,200,803	7.63
1/21/2023	132,683,417	2469 (\$2.N); 2459 (\$5.N); 2455 (\$50.N) - 1/16/2023	3,541,574	31.25	32.25	33	1,148,822	5,032,619	513,429	976,351	1,194,001	700	200	3,843,074	20	20	778,498	15,309	2,334,485	453,639	8,958,828	416	439	473	1,727,966	978,006	164,180,018	5.56
1/28/2023	131,666,658	0	3,556,243	33.5	34.75	35.5	1,155,043	5,010,655	517,237	960,194	1,134,523	225	350	3,634,650	31	20	749,715	13,230	2,297,171	442,062	10,581,322	502	526	572	2,012,410	946,052	164,677,163	5.58
2/4/2023	125,434,757	0	3,383,874	36	36.75	37.5	1,120,209	4,998,509	526,721	935,899	1,518,549	500	650	3,464,652	31	20	721,773	13,563	2,260,764	441,182	12,780,656	613	653	700	2,408,371	911,020	160,920,498	5.45
weekly change	-4.7%		-4.8%				-3.0%	-0.2%	1.8%	-2.5%	33.8%			-4.7%			-3.7%	2.5%	-1.6%	-0.2%	20.8%				19.7%	-3.7%	-2.3%	
	<b>SALES</b>		<b>SALES</b>				<b>SALES</b>	<b>SALES</b>	<b>SALES</b>	<b>SALES</b>	<b>SALES</b>			<b>SALES</b>			<b>SALES</b>	<b>SALES</b>	<b>SALES</b>	<b>SALES</b>	<b>SALES</b>				<b>SALES</b>	<b>SALES</b>	<b>SALES</b>	<b>% of Sales</b>
Calendar Year to date 2023	662,158,302		17,603,408				5,780,603	25,229,193	2,587,662	4,890,407	6,251,930			91,429,022			16,187,788	272,772	11,666,987	2,248,010	50,936,629				9,771,285	4,870,974	911,884,971	100.0%
Fiscal Year to date 2023	2,852,719,105		62,998,101				20,831,216	112,500,846	11,210,452	21,618,363	26,980,441			205,162,438			37,278,171	696,114	52,432,064	10,110,778	296,183,946				53,724,997	21,772,613	3,786,219,645	100.0%

\*Full week includes 4 days from FY22