



*WEEKLY SALES SUMMARY*

Unaudited

**Week Ending: 2/14/2026**

**Texas Lottery**  
**Fiscal Year to Date Sales Comparison**  
**Unaudited**

Through the Week Ending: 2/14/2026

Sales by Game	FY 2024*	FY 2025**	FY 2026	\$ Change		% Change	
				FY 2026 to FY 2024	FY 2026 to FY 2025	FY 2026 to FY 2024	FY 2026 to FY 2025
Scratch Tickets	\$ 3,032,512,107	\$ 3,031,736,360	\$ 2,843,675,425	\$ -188,836,682	\$ -188,060,935	-6.2%	-6.2%
Lotto Texas	65,712,054	88,738,892	67,183,918	1,471,864	-21,554,974	2.2%	-24.3%
Lotto Extra	23,188,846	30,309,710	23,712,542	523,696	-6,597,168	2.3%	-21.8%
Pick 3	122,680,404	120,179,792	113,671,078	-9,009,327	-6,508,715	-7.3%	-5.4%
Pick 3 Fireball	13,186,561	14,124,262	13,515,047	328,487	-609,215	2.5%	-4.3%
Cash Five	24,075,787	22,761,059	21,729,910	-2,345,877	-1,031,149	-9.7%	-4.5%
Texas Two Step	28,076,256	29,936,841	27,835,493	-240,763	-2,101,348	-0.9%	-7.0%
Mega Millions	117,094,536	169,532,582	162,278,084	45,183,548	-7,254,498	38.6%	-4.3%
Megaplier	23,624,273	33,520,973	-227	-23,624,500	-33,521,200	-100.0%	-100.0%
MM Just the Jackpot	373,331	507,168	0	-373,331	-507,168	-100.0%	-100.0%
Daily 4	58,297,336	58,971,804	58,663,340	366,004	-308,465	0.6%	-0.5%
Daily 4 Fireball	12,201,976	12,723,832	13,189,510	987,535	465,678	8.1%	3.7%
Powerball	264,735,894	123,494,076	283,418,754	18,682,860	159,924,678	7.1%	129.5%
Power Play	50,919,255	26,106,550	53,885,008	2,965,753	27,778,458	5.8%	106.4%
All or Nothing	24,771,441	22,607,697	18,308,480	-6,462,961	-4,299,217	-26.1%	-19.0%
<b>Total</b>	<b>\$ 3,861,450,056</b>	<b>\$ 3,785,251,598</b>	<b>\$ 3,701,066,361</b>	<b>\$ -160,383,695</b>	<b>\$ -84,185,237</b>	<b>-4.2%</b>	<b>-2.2%</b>

\*3 extra days

\*\*1 extra day

**Texas Lottery**  
**Fiscal Year Over Year Change in Sales**  
**Unaudited**  
**FY 2026 Compared to FY 2025**

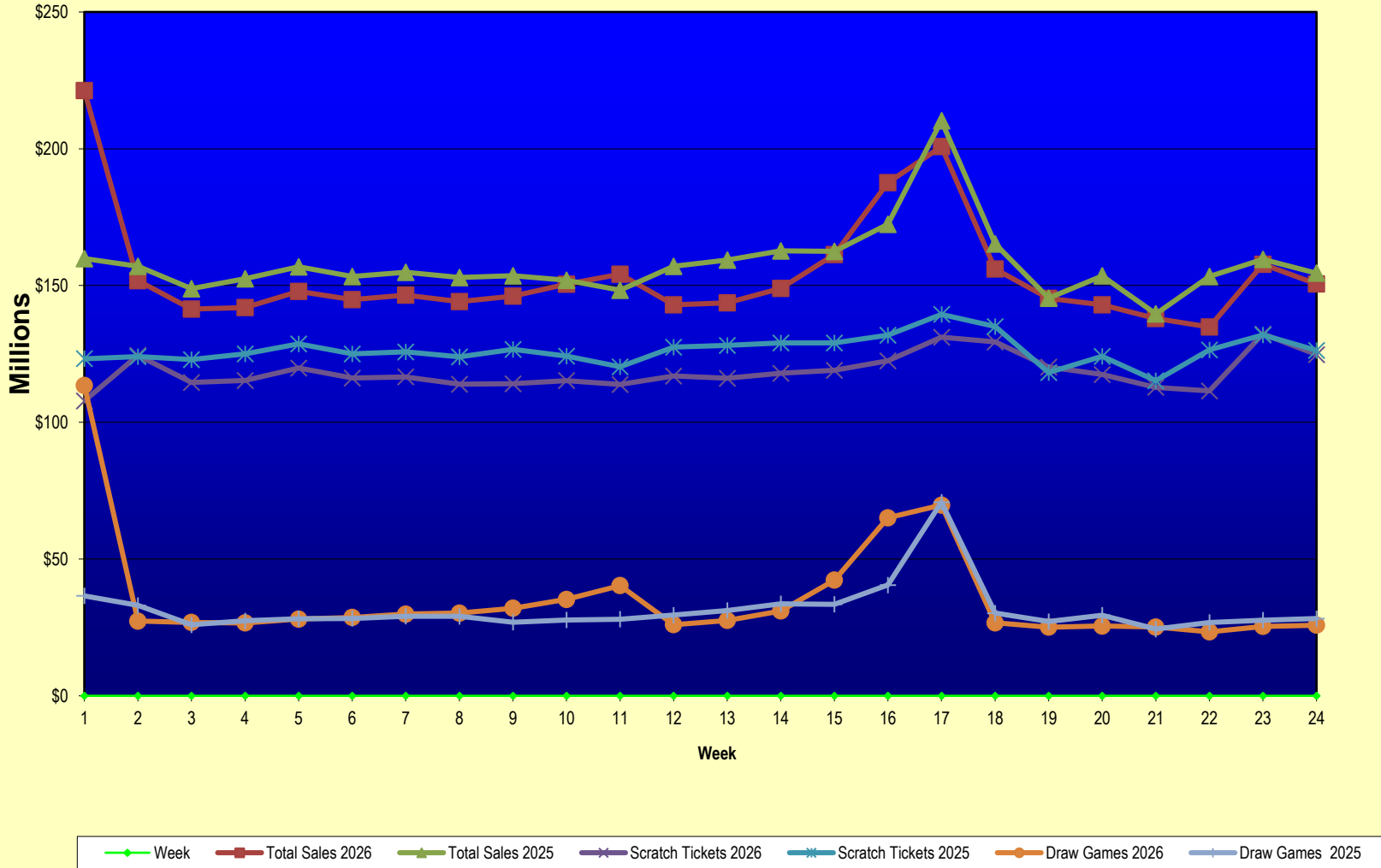
		SCRATCH TICKETS				DRAW GAMES				TOTAL SALES			
FY 2026		FY 2026	FY 2025	Difference	% change - Cumulative Sales	FY 2026	FY 2025	Difference	% change - Cumulative Sales	FY 2026	FY 2025	Difference	% change - Cumulative Sales
Week	Week Ending												
1	9/6/2025*	\$107,797,768	\$123,243,994	(\$15,446,226)	-12.5%	\$113,476,472	\$36,580,304	\$76,896,168	210.2%	\$221,274,240	\$159,824,298	\$61,449,942	38.4%
2	9/13/2025	\$124,445,470	\$124,003,613	\$441,857	0.4%	\$27,351,049	\$33,053,733	(\$5,702,684)	-17.3%	\$151,796,519	\$157,057,346	(\$5,260,827)	-3.3%
3	9/20/2025	\$114,544,525	\$122,908,642	(\$8,364,117)	-6.8%	\$26,829,948	\$25,947,843	\$882,106	3.4%	\$141,374,473	\$148,856,485	(\$7,482,012)	-5.0%
4	9/27/2025	\$115,292,320	\$125,035,263	(\$9,742,943)	-7.8%	\$26,652,333	\$27,430,947	(\$778,615)	-2.8%	\$141,944,653	\$152,466,210	(\$10,521,558)	-6.9%
5	10/4/2025	\$119,811,294	\$128,633,679	(\$8,822,385)	-6.9%	\$28,039,202	\$28,187,321	(\$148,119)	-0.5%	\$147,850,496	\$156,821,000	(\$8,970,504)	-5.7%
6	10/11/2025	\$116,183,619	\$125,028,989	(\$8,845,370)	-7.1%	\$28,670,179	\$28,286,612	\$383,568	1.4%	\$144,853,798	\$153,315,601	(\$8,461,803)	-5.5%
7	10/18/2025	\$116,611,250	\$125,779,402	(\$9,168,152)	-7.3%	\$29,871,581	\$29,102,741	\$768,840	2.6%	\$146,482,831	\$154,882,143	(\$8,399,312)	-5.4%
8	10/25/2025	\$113,901,260	\$123,891,926	(\$9,990,666)	-8.1%	\$30,238,628	\$29,078,529	\$1,160,099	4.0%	\$144,139,888	\$152,970,455	(\$8,830,568)	-5.8%
9	11/1/2025	\$114,138,994	\$126,641,903	(\$12,502,909)	-9.9%	\$32,019,928	\$26,910,117	\$5,109,811	19.0%	\$146,158,922	\$153,552,020	(\$7,393,099)	-4.8%
10	11/8/2025	\$115,234,027	\$124,170,230	(\$8,936,203)	-7.2%	\$35,228,616	\$27,752,989	\$7,475,627	26.9%	\$150,462,643	\$151,923,219	(\$1,460,576)	-1.0%
11	11/15/2025	\$113,859,651	\$120,282,442	(\$6,422,791)	-5.3%	\$40,294,402	\$28,004,665	\$12,289,738	43.9%	\$154,154,053	\$148,287,107	\$5,866,947	4.0%
12	11/22/2025	\$116,939,423	\$127,481,870	(\$10,542,447)	-8.3%	\$26,018,449	\$29,527,842	(\$3,509,393)	-11.9%	\$142,957,872	\$157,009,712	(\$14,051,840)	-8.9%
13	11/29/2025	\$116,128,680	\$128,114,304	(\$11,985,624)	-9.4%	\$27,559,661	\$31,208,493	(\$3,648,833)	-11.7%	\$143,688,341	\$159,322,797	(\$15,634,457)	-9.8%
14	12/6/2025	\$117,931,555	\$129,005,761	(\$11,074,206)	-8.6%	\$31,015,787	\$33,641,998	(\$2,626,211)	-7.8%	\$148,947,342	\$162,647,759	(\$13,700,417)	-8.4%
15	12/13/2025	\$118,994,838	\$129,032,767	(\$10,037,929)	-7.8%	\$42,294,884	\$33,473,828	\$8,821,057	26.4%	\$161,289,722	\$162,506,595	(\$1,216,873)	-0.7%
16	12/20/2025	\$122,459,931	\$131,834,163	(\$9,374,232)	-7.1%	\$65,097,222	\$40,534,870	\$24,562,352	60.6%	\$187,557,153	\$172,369,033	\$15,188,120	8.8%
17	12/27/2025	\$131,100,158	\$139,436,332	(\$8,336,174)	-6.0%	\$69,686,871	\$70,775,883	(\$1,089,013)	-1.5%	\$200,787,029	\$210,212,215	(\$9,425,187)	-4.5%
18	1/3/2026	\$129,370,701	\$135,002,745	(\$5,632,044)	-4.2%	\$26,691,754	\$30,242,143	(\$3,550,389)	-11.7%	\$156,062,455	\$165,244,888	(\$9,182,433)	-5.6%
19	1/10/2026	\$120,165,658	\$118,235,676	\$1,929,982	1.6%	\$25,104,651	\$27,173,028	(\$2,068,377)	-7.6%	\$145,270,309	\$145,408,704	(\$138,395)	-0.1%
20	1/17/2026	\$117,446,614	\$124,082,184	(\$6,635,570)	-5.3%	\$25,507,245	\$29,452,444	(\$3,945,200)	-13.4%	\$142,953,859	\$153,534,628	(\$10,580,770)	-6.9%
21	1/24/2026	\$112,784,480	\$115,207,108	(\$2,422,628)	-2.1%	\$25,139,399	\$24,417,907	\$721,492	3.0%	\$137,923,879	\$139,625,015	(\$1,701,137)	-1.2%
22	1/31/2026	\$111,452,971	\$126,440,697	(\$14,987,726)	-11.9%	\$23,386,982	\$26,829,867	(\$3,442,886)	-12.8%	\$134,839,953	\$153,270,564	(\$18,430,612)	-12.0%
23	2/7/2026	\$132,327,381	\$131,940,317	\$387,064	0.3%	\$25,394,134	\$27,669,724	(\$2,275,590)	-8.2%	\$157,721,515	\$159,610,041	(\$1,888,526)	-1.2%
24	2/14/2026	\$124,752,857	\$126,302,353	(\$1,549,496)	-1.2%	\$25,821,566	\$28,231,416	(\$2,409,850)	-8.5%	\$150,574,423	\$154,533,769	(\$3,959,346)	-2.6%
25	2/21/2026		\$124,133,591				\$25,352,091				\$149,485,682		
26	2/28/2026		\$132,860,674				\$25,249,720				\$158,110,394		
27	3/7/2026		\$129,630,706				\$25,563,504				\$155,194,210		
28	3/14/2026		\$126,899,944				\$25,720,902				\$152,620,846		
29	3/21/2026		\$126,146,850				\$27,251,439				\$153,398,289		
30	3/28/2026		\$125,537,110				\$25,966,459				\$151,503,569		
31	4/4/2026		\$128,699,265				\$22,685,781				\$151,385,046		
32	4/11/2026		\$125,021,039				\$23,899,263				\$148,920,302		
33	4/18/2026		\$125,819,679				\$23,423,256				\$149,242,935		
34	4/25/2026		\$123,667,107				\$22,847,993				\$146,515,100		
35	5/2/2026		\$127,478,849				\$22,489,293				\$149,968,142		
36	5/9/2026		\$124,060,557				\$22,654,683				\$146,715,240		
37	5/16/2026		\$123,454,261				\$23,013,535				\$146,467,796		
38	5/23/2026		\$124,450,979				\$23,096,001				\$147,546,980		
39	5/30/2026		\$117,782,082				\$23,002,825				\$140,784,907		
40	6/6/2026		\$119,112,929				\$23,155,730				\$142,268,659		
41	6/13/2026		\$115,538,468				\$23,307,729				\$138,846,197		
42	6/20/2026		\$115,292,813				\$23,570,372				\$138,863,185		

**Texas Lottery**  
**Fiscal Year Over Year Change in Sales**  
**Unaudited**  
**FY 2026 Compared to FY 2025**

			SCRATCH TICKETS				DRAW GAMES				TOTAL SALES			
FY 2026			FY 2026	FY 2025	Difference	% change - Cumulative Sales	FY 2026	FY 2025	Difference	% change - Cumulative Sales	FY 2026	FY 2025	Difference	% change - Cumulative Sales
Week	Week	Ending												
43	6/27/2026			\$114,743,163				\$23,704,117				\$138,447,280		
44	7/4/2026			\$118,211,064				\$22,991,544				\$141,202,608		
45	7/11/2026			\$112,176,075				\$23,034,893				\$135,210,968		
46	7/18/2026			\$114,300,061				\$23,548,626				\$137,848,687		
47	7/25/2026			\$110,396,818				\$23,850,696				\$134,247,514		
48	8/1/2026			\$116,389,279				\$25,719,206				\$142,108,485		
49	8/8/2026			\$114,031,385				\$26,439,785				\$140,471,170		
50	8/15/2026			\$113,943,026				\$28,260,109				\$142,203,135		
51	8/22/2026			\$115,971,236				\$33,248,194				\$149,219,430		
52	8/29/2026			\$121,396,041				\$56,865,580				\$178,261,621		
	8/31/2026**			\$15,525,901				\$4,453,836				\$19,979,737		
Total thru Current Week			\$2,843,675,425	\$3,031,736,360	(\$188,060,935)	-6.2%	\$857,390,936	\$753,515,238	\$103,875,698	13.8%	\$3,701,066,361	\$3,785,251,598	(\$84,185,237)	-2.2%
Fiscal Year Total			\$2,843,675,425	\$6,434,407,312			\$857,390,936	\$1,477,882,392			\$3,701,066,361	\$7,912,289,704		

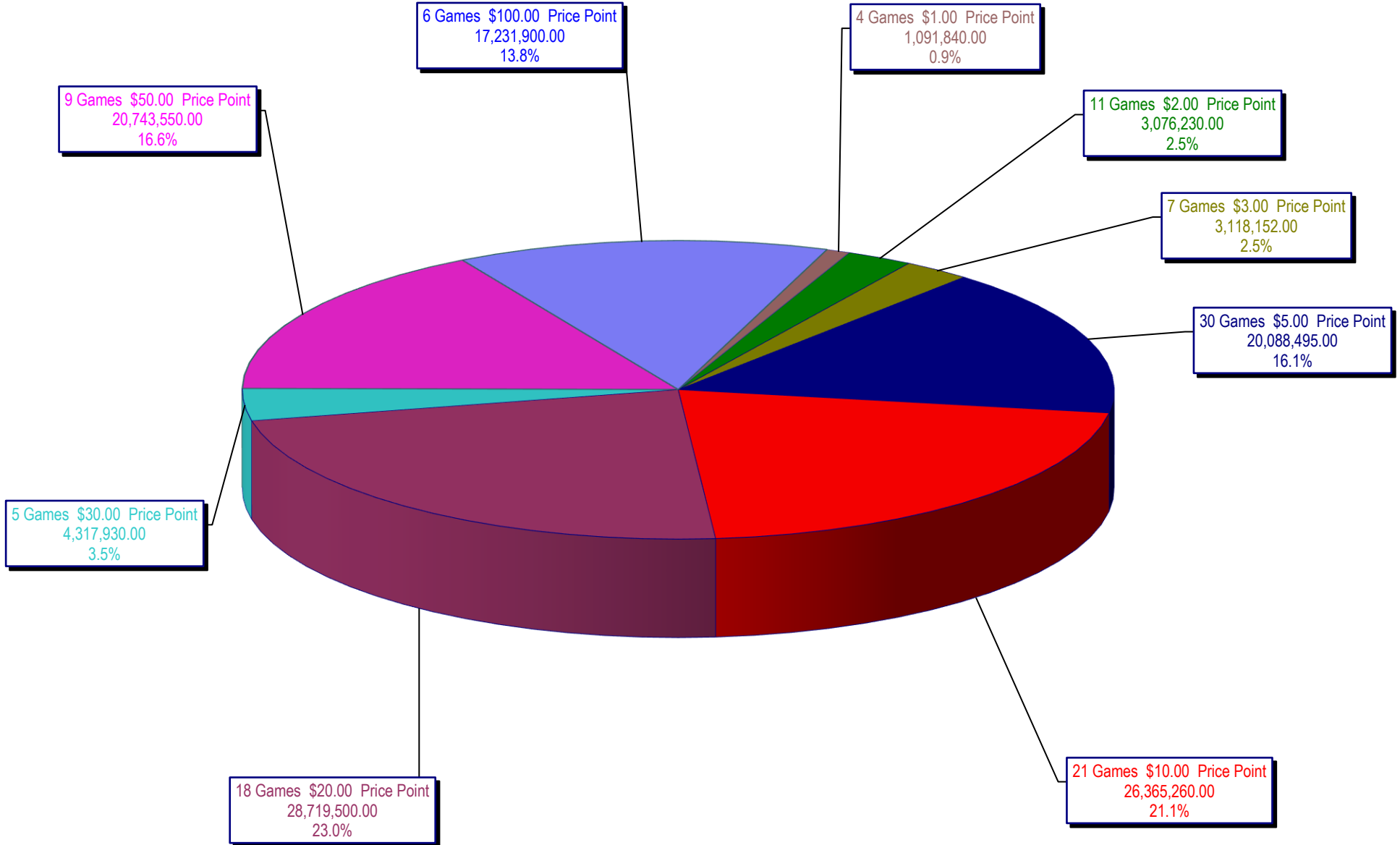
\* FY 25 includes 7 days  
\*\* FY 26 includes 2 days

### Texas Lottery Fiscal Year Over Year Change in Sales

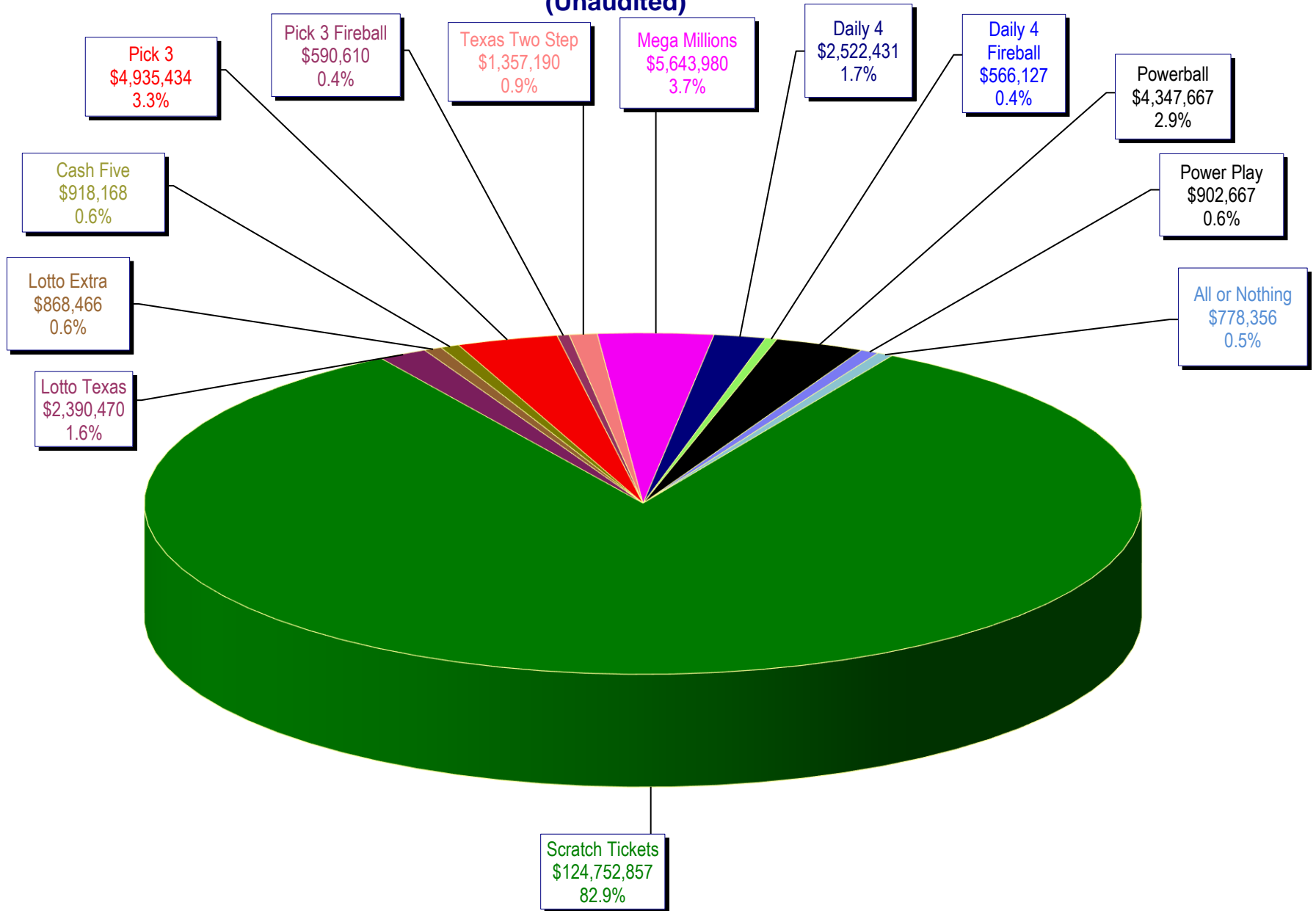


Note: Report is prepared on a Fiscal Year basis.

Texas Lottery  
Scratch Ticket Sales  
For the Week Ending 2/14/2026  
(Unaudited)



**Texas Lottery  
All Game Sales  
For the Week Ending 2/14/2026  
(Unaudited)**



Texas Lottery - Weekly Sales Summary for FY 2026 (Unaudited)

Week Ended	Scratch Tickets	New Games & Dates	Lotto Texas	M	Jackpot W	S	Lotto Extra	Pick 3	Pick 3 Fireball	Cash Five	Texas Two Step	Jackpot M	TH	Mega Millions	Jackpot T	F	Megaplier	MM Just the Jackpot	Daily 4	Daily 4 Fireball	Powerball	M	Jackpot W	S	Power Play	All or Nothing	Total	Per Cap.
9/6/2025*	123,323,669	2683 (\$5.N); 2684 (\$10.N); 2685 (\$20.N) - 9/02/25	4,202,649	50.75	51.50	53.25	1,466,735	4,838,608	583,104	948,503	1,008,245	225	300	9,218,390	302	336	0	0	2,427,979	542,639	77,536,538	1.1	1.4	1.8	14,298,657	858,262	241,253,977	7.71
9/13/2025	124,445,470	0	3,455,620	53.5	53.75	54.5	1,169,280	4,741,703	550,344	916,764	1,354,389	450	625	6,186,481	358	381	(212)	0	2,418,017	538,303	4,358,160	20	33	50	891,199	771,002	151,796,519	4.85
9/20/2025	114,544,525	2686 (\$2.N); 2670 (\$5.N); 2668 (\$10.N); 2659 (\$50.N) - 9/15/25	3,500,490	55.25	55.75	56.75	1,171,985	4,690,941	536,403	912,741	874,271	200	225	6,363,965	400	423	0	0	2,391,656	520,098	4,217,640	64	81	99	879,321	770,438	141,374,473	4.52
9/27/2025	115,292,320	0	3,416,712	57.75	58.75	60	1,167,404	4,552,467	526,161	912,664	887,319	300	200	6,337,158	451	474	0	0	2,327,541	509,453	4,354,461	113	127	145	898,514	762,480	141,944,653	4.54
10/4/2025	119,811,294	0	3,459,906	60.5	61.25	62.5	1,192,819	4,869,299	568,278	928,358	982,552	225	300	6,731,909	497	520	(9)	0	2,507,490	560,048	4,522,515	160	174	195	928,637	787,394	147,850,496	4.73
10/11/2025	116,183,619	2690 (\$5.N); 2691 (\$10.N) - 10/6/25	3,378,087	63.25	64.5	65	1,159,516	4,825,967	559,438	921,111	1,440,368	450	625	6,963,170	547	575	0	0	2,506,163	567,623	4,637,024	207	223	244	939,275	772,438	144,853,798	4.63
10/18/2025	116,611,250	0	3,358,894	65.50	66.25	67	1,154,590	4,775,604	561,992	907,768	1,880,492	825	1,075	7,662,460	600	625	0	0	2,504,412	562,324	4,788,362	258	273	295	966,298	748,386	146,482,831	4.68
10/25/2025	113,901,260	2692 (\$2.N); 2693 (\$5.N); 2671 (\$20.N) - 10/20/25	3,398,180	67.25	68	68.75	1,156,740	4,807,199	567,574	907,384	862,495	200	225	8,536,920	650	680	0	0	2,491,542	554,435	5,177,688	304	320	344	1,031,992	746,480	144,139,888	4.61
11/1/2025	114,138,994	0	3,362,464	69.5	70.5	71	1,160,551	4,837,900	585,155	907,716	1,193,745	300	450	9,656,755	714	754	0	0	2,522,361	579,895	5,398,350	358	376	400	1,074,576	740,460	146,158,922	4.67
11/8/2025	115,234,027	2696 (\$1.N); 2697 (\$3.N); 2698 (\$5.N); 2699 (\$10.N) - 11/3/25	3,386,393	72.75	73.75	75.25	1,161,401	4,867,368	583,660	894,010	1,048,356	625	200	12,280,385	800	843	0	0	2,525,482	577,729	5,984,760	419	438	467	1,170,751	748,322	150,462,643	4.81
11/15/2025	113,859,651	0	3,396,610	75.75	76.75	78	1,153,885	4,685,748	554,061	874,875	811,070	250	200	16,798,300	900	980	0	0	2,393,981	539,658	7,011,922	490	512	546	1,350,024	724,268	154,154,053	4.93
11/22/2025	116,939,423	2656 (\$2.N); 2701 (\$5.N); 2677 (\$50.N) - 11/17/25	1,907,200	5	5.25	5.5	705,324	4,633,061	574,628	882,044	856,693	200	275	4,184,745	50	60	0	0	2,412,478	560,677	7,170,762	570	593	629	1,386,346	744,492	142,957,872	4.57
11/29/2025	116,128,680	0	1,916,007	5.75	6	6.25	710,731	4,624,101	557,190	870,921	1,237,156	425	625	4,278,280	70	80	0	0	2,357,548	530,829	8,190,170	654	681	719	1,556,900	729,828	143,688,341	4.59
12/6/2025	117,931,555	2667 (\$5.N); 2705 (\$10.N); 2744 (\$20.N)	2,013,426	6.5	6.75	7	743,409	4,781,919	571,814	912,192	1,095,880	825	200	4,231,435	90	50	0	0	2,442,661	554,360	10,867,154	740	775	820	2,034,692	766,846	148,947,342	4.76
12/13/2025	118,994,838	0	2,133,736	7.25	7.5	7.75	793,528	4,740,953	552,011	911,371	828,035	225	200	4,791,160	60	70	0	0	2,419,441	538,836	20,112,954	875	930	1.0	3,701,554	771,306	161,289,722	5.15
12/20/2025	122,459,931	2622 (\$2.N); 2742 (\$5.N)	2,333,996	8	8.25	8.5	882,083	4,689,385	549,448	908,267	825,099	225	200	5,736,270	80	90	0	0	2,387,358	529,297	38,426,659	1.1	1.25	1.5	7,040,903	788,458	187,557,153	5.99
12/27/2025	131,100,158	0	2,500,410	9	10.00	10.8	930,975	4,741,416	561,903	899,996	994,275	225	375	6,279,120	100	125	0	0	2,402,514	541,242	41,432,986	1.6	1.70	20	7,628,109	773,926	200,787,029	6.42
1/3/2026	129,370,701	0	2,456,334	11.25	11.5	12.25	890,071	4,947,354	612,295	953,191	1,551,624	600	850	5,332,950	138	157	0	0	2,560,662	586,035	4,973,140	33	45	64	1,034,167	793,932	156,062,455	4.99
1/10/2026	120,165,658	2711 (\$3.N); 2712 (\$5.N); 2713 (\$10.N); 2714 (\$20.N)	2,310,648	13	13.75	14.25	836,348	4,757,739	560,191	916,799	886,382	200	225	5,018,281	180	199	(12)	0	2,456,761	553,271	4,988,088	86	105	124	1,033,466	786,690	145,270,309	4.64
1/17/2026	117,446,614	0	2,301,655	14.75	15.25	16	832,314	4,652,579	558,906	905,585	1,217,322	300	475	4,978,870	215	230	0	0	2,473,983	561,494	5,202,603	137	156	179	1,055,585	766,350	142,953,859	4.57
1/24/2026	112,784,480	2710 (\$1.N); 2672 (\$2.N); 2689 (\$50.N)	2,271,656	16.5	17	17.75	826,677	4,445,793	534,996	883,338	1,873,942	650	900	5,064,945	250	266	0	0	2,381,552	530,581	4,636,647	193	209	20	951,992	737,280	137,923,879	4.41
1/31/2026	111,452,971	0	2,125,894	18.25	18.5	19.25	774,265	4,487,642	546,685	857,446	1,916,397	1,125	1,375	4,816,135	285	303	0	0	2,328,129	526,981	3,549,326	30	43	57	751,510	706,572	134,839,953	4.31
2/7/2026	132,327,381	2751 (\$5.N); 2636 (\$10.N); 2627 (\$100.N)	2,444,026	19.75	20.25	21.25	884,588	4,888,933	585,858	935,098	919,057	200	225	5,668,515	323	346	0	0	2,576,480	573,770	4,236,186	65	80	102	890,882	790,742	157,721,515	5.04
2/14/2026	124,752,857	0	2,390,470	21.5	22.25	22.75	868,466	4,935,434	590,610	918,168	1,357,190	325	500	5,643,980	366	385	0	0	2,522,431	566,127	4,347,667	113	126	146	902,667	778,356	150,574,423	4.81
weekly change	-7.1%		-5.9%				-6.0%	-3.8%	-8.5%	-3.8%	-42.9%			-5.9%			0.0%	0.0%	-4.1%	-5.6%	0.3%				-0.1%	-0.9%	-6.9%	
	<b>SALES</b>		<b>SALES</b>				<b>SALES</b>	<b>SALES</b>	<b>SALES</b>	<b>SALES</b>	<b>SALES</b>			<b>SALES</b>	<b>SALES</b>	<b>SALES</b>	<b>SALES</b>	<b>SALES</b>	<b>SALES</b>	<b>SALES</b>	<b>SALES</b>	<b>SALES</b>	<b>SALES</b>	<b>SALES</b>	<b>SALES</b>	<b>SALES</b>	<b>SALES</b>	<b>% of Sales</b>
Calendar Year to date 2025	775,233,371		14,806,677				5,363,187	30,619,251	3,683,682	5,859,748	8,776,799			33,565,796			(12)	0	15,996,581	3,605,947	28,877,365				5,985,057	4,932,718	937,306,166	100.0%
Fiscal Year to date 2026	2,843,675,425		67,183,918				23,712,542	113,671,078	13,515,047	21,729,910	27,835,493			162,278,084			(227)	0	58,663,340	13,189,510	283,418,754				53,885,008	18,308,480	3,701,066,361	100.0%

\*Full week includes 1 day from FY25